

UNA A LETRA L COM CADA VOGAL E FORME AS SÍLABAS:

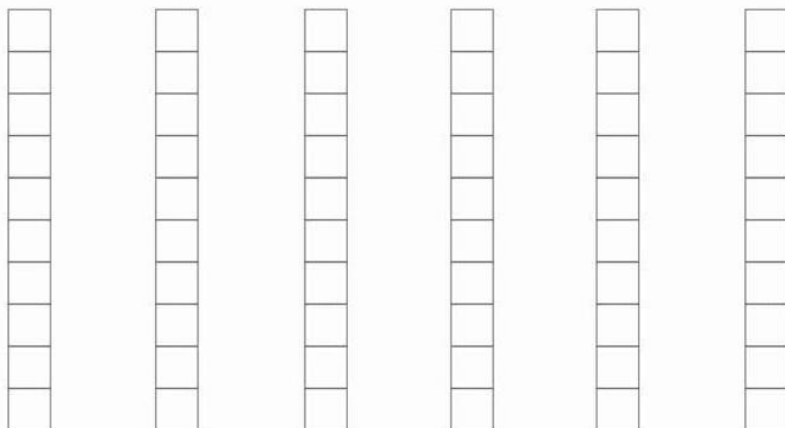
A diagram showing the letter 'L' in a box on the left. Five arrows point from it to five boxes containing the vowels 'A', 'E', 'I', 'O', and 'U'. To the right of each vowel box is an empty box for writing a syllable. Below the 'L' box is a drawing of a lion.

COMPLETE COM: LA LE LI LO LU

 [] TA	 [] ÇO	 [] PIS
 [] ÃO	 [] VRO	 [] XO
 [] BO	 [] A	 [] VA


MATEMÁTICA

PINTE A QUANTIDADE DE QUADRINHOS REFERENTE A IDADE DE CADA CRIANÇA.




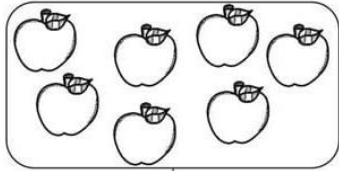

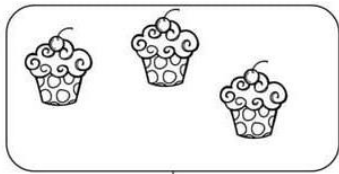


CAROL	BETO	FABI	TIAGO	NINA	LUCA
8	10	7	9	6	5

1- ESCREVA O NUMERAL QUE COMPLETA A SEQUÊNCIA PARA MONTAR O QUEBRA-CABEÇA:



I. CONTE E REGISTRE OS ELEMENTOS:



LÍNGUA PORTUGUESA

A PIPA DE MIGUEL

MIGUEL GANHOU UMA LINDA PIPA COLORIDA.

MIGUEL E SEU PAI SOLTARAM A PIPA NO PARQUE DA CIDADE.

A PIPA RODOPIOU E VOOU ALTO NO CÉU.

MIGUEL FICOU MUITO FELIZ.



- 1- COLAR O TEXTO NO CADERNO.
- 2- COPIAR E RESPONDER AS PERGUNTAS NO CADERNO.
- 3- QUAL É O TÍTULO DO TEXTO?

R: _____

4- O QUE MIGUEL GANHOU?

R: _____

5- ONDE MIGUEL E SEU PAI FORAM SOLTAR A PIPA?

R: _____

6- UNA A LETRA **M** COM CADA VOGAL E FORME SÍLABAS.

The diagram shows a central box with the letter **M**. Five arrows point from this box to five separate boxes containing the vowels **A**, **E**, **I**, **O**, and **U**. To the left of the **M** box are two illustrations of watermelon slices. To the right of each vowel box is an empty rectangular box, with an arrow pointing from the vowel box to it. This setup is intended for students to write a syllable for each vowel combination with the letter M.

7- ESCREVA UMA PALAVRA QUE COMECEM COM CADA SÍLABA FORMADA.

R: _____

MA ME MI MO MU

1- COMPLETE AS PALAVRAS COM O SOM INICIAL:



RTELO




LANCIA



NHOCA



TO



LA

LIGUE:


MALA •



META •



MILHO •



MOTO •



MURO •



1- RECORTE E COLE NO LUGAR CORRESPONDENTE O NOME DE CADA NUMERAL:

OS NUMERAIS

1.

8.


2.

9.

3.

10.

4.



5.

6.

7.

UM

DOIS

TRÊS

QUATRO

CINCO

SEIS

SETE

OITO

NOVE

DEZ

QUANTOS SÃO?



LÍNGUA PORTUGUESA

1- COPIAR O TEXTO NO CADERNO E RESPONDER AS PERGUNTAS ABAIXO.

N

APARECE NO NAVIO,

NA NUVEM E NO NINHO,






NA NOITE DE NATAL

NO NARIZ E NA NATÁLIA.

2- PINTE COM LÁPIS DE COR AZUL AS LETRAS N QUE APARECEM NO TEXTO.

3- CONTE QUANTAS LETRAS N TEM NO TEXTO.

FORME AS SÍLABAS CORRETAMENTE:

N	A	_____	
	E	_____	
	I	_____	
	O	_____	
	U	_____	

LIGUE:


NA •



NE •




NI •



NO •



NU •



COMPLETE COM AS LETRAS
VIZINHAS

A

B

C

D

E

F

G

H

I

J

K

L

M

N

O

P

Q

R

S

T

U

V

W


X

Y

Z

1- ENCONTRE O NOME DO DESENHO E ESCREVA O NÚMERO CORRESPONDENTE.

		
	<input type="radio"/> CABIDE	
	<input type="radio"/> MACACO	
	<input type="radio"/> BANANA	
	<input type="radio"/> TOMATE	
	<input type="radio"/> SACOLA	
	<input type="radio"/> PANELA	
	<input type="radio"/> PICOLÉ	
	<input type="radio"/> JANELA	
	<input type="radio"/> RELÓGIO	
	<input type="radio"/> SAPATO	

 CONTINUE A ESCREVER OS NUMERAIS EM PALAVRAS.

1 UM

U	
---	--

2 DOIS

D			
---	--	--	--

3 TRÊS

T			
---	--	--	--

4 QUATRO

Q					
---	--	--	--	--	--

5 CINCO

C					
---	--	--	--	--	--

6 SEIS

S				
---	--	--	--	--

7 SETE


S				
---	--	--	--	--

8 OITO

O				
---	--	--	--	--

9 NOVE

N				
---	--	--	--	--



MATEMÁTICA

NOME

- PINTAR USANDO CORES DIFERENTES PARA EFETUAR CADA SOMA.



$3 + 2 = \square$

$2 + 5 = \square$

$6 + 3 = \square$

$1 + 7 = \square$

$4 + 8 = \square$

$5 + 6 = \square$

$7 + 3 = \square$

$9 + 1 = \square$

$4 + 4 = \square$

$4 + 2 = \square$

